

MAGNETIC SHIELDED SURFACE-MOUNT POWER INDUCTORS FASDRH4D18-4D28 SERIES



FEATURES:

- Magnetically Shielded Structure
- Low DC Resistance
- Large current up to 2.56A
- Excellent Mechanical Strength
- High Reliability and Excellent Solderability
- Low and square Profile
- High heat resistance

OPTIONS:

- Packaging: Tape & Reel is standard [Qty:2000pcs]
- Bulk packaging available for smaller quantities
- Tolerance: 10% and 5% is standard tighter tolerances available

COMMON APPLICATIONS:

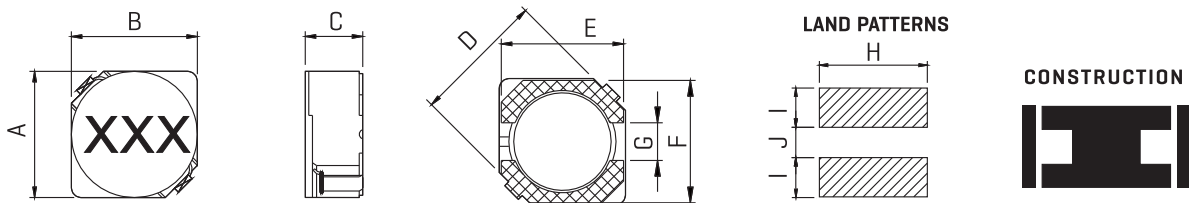
- VCRs, Notebook, DC/DC Converters
- Video Digital Cameras
- Communication System
- Automotive Systems Power supplier
- LCD PDP Televisions
- Hard Disk Drives, Topset, XDSL
- Network Systems
- Computer Peripheral Equipment

ELECTRICAL CHARACTERISTICS

Part Number	L μ H	Test Freq KHz	DCR ohm Max	IDC Max A	Part Number	L μ H	Test Freq KHz	DCR ohm Max	IDC Max A
FASDRH4D18-1R0N	1.0	100	0.034	1.72	FASDRH4D28-1R0N	1.0	100	25.3	2.56
FASDRH4D18-2R2N	2.2	100	0.045	1.32	FASDRH4D28-1R5N	1.5	100	31.8	2.38
FASDRH4D18-2R7N	2.7	100	0.058	1.28	FASDRH4D28-1R8N	1.8	100	36.9	2.20
FASDRH4D18-3R3N	3.3	100	0.070	1.04	FASDRH4D28-2R7N	2.7	100	50.4	1.60
FASDRH4D18-3R9N	3.9	100	0.082	0.88	FASDRH4D28-3R3N	3.3	100	57.6	1.57
FASDRH4D18-4R7N	4.7	100	0.093	0.84	FASDRH4D28-3R9N	3.9	100	66.4	1.44
FASDRH4D18-5R6N	5.6	100	0.112	0.80	FASDRH4D28-4R7N	4.7	100	72.0	1.32
FASDRH4D18-6R8N	6.8	100	0.140	0.76	FASDRH4D28-5R6N	5.6	100	80.0	1.17
FASDRH4D18-8R2N	8.2	100	0.174	0.68	FASDRH4D28-6R8N	6.8	100	92.0	1.12
FASDRH4D18-100N	10	100	0.200	0.61	FASDRH4D28-8R2N	8.2	100	98.0	1.04
FASDRH4D18-120N	12	100	0.229	0.56	FASDRH4D28-100N	10	100	103	1.00
FASDRH4D18-150N	15	100	0.261	0.50	FASDRH4D28-120N	12	100	128	0.84
FASDRH4D18-180N	18	100	0.295	0.48	FASDRH4D28-150N	15	100	144	0.76
FASDRH4D18-220N	22	100	0.397	0.41	FASDRH4D28-180N	18	100	186	0.72
FASDRH4D18-270N	27	100	0.441	0.35	FASDRH4D28-220N	22	100	218	0.70
FASDRH4D18-330N	33	100	0.525	0.32	FASDRH4D28-270N	27	100	252	0.58
FASDRH4D18-390N	39	100	0.60	0.30	FASDRH4D28-330N	33	100	285	0.56
FASDRH4D18-470N	47	100	0.72	0.28	FASDRH4D28-390N	39	100	408	0.50
FASDRH4D18-560N	56	100	0.83	0.25	FASDRH4D28-470N	47	100	440	0.48
FASDRH4D18-680N	68	100	0.97	0.23	FASDRH4D28-560N	56	100	550	0.41
FASDRH4D18-820N	82	100	1.53	0.21	FASDRH4D28-680N	68	100	620	0.35
FASDRH4D18-101N	100	100	1.68	0.20	FASDRH4D28-820N	82	100	920	0.32
FASDRH4D18-121N	120	100	2.06	0.19	FASDRH4D28-101N	100	100	1030	0.29
FASDRH4D18-151N	150	100	2.58	0.17	FASDRH4D28-121N	120	100	1520	0.27
FASDRH4D18-181N	180	100	2.95	0.16	FASDRH4D28-151N	150	100	1680	0.24
FASDRH4D18-221N	220	100	4.17	0.15	FASDRH4D28-181N	180	100	1900	0.22
FASDRH4D18-271N	270	100	4.70	0.13					
FASDRH4D18-331N	330	100	5.37	0.12					
FASDRH4D18-391N	390	100	8.91	0.11					

Note: 1. K=±10%, M=±20%, N=±30%

TECHNICAL INFORMATION & PHYSICAL CHARACTERISTICS:



Inductance Testing: HP4284A [Equivalent acceptable]
 DCR: QuadTech 1880 Milliohm meter
 Q - HP4342A - SRF - HP4191A
 IDCMax current is decreased 10% against its initial value
 Operating temperature: -40°C to +105°C
 Storage Temperature: -40°C to +105°C
 Solder methods: Vapor Phase, Infrared Reflow
 Resistance to soldering heat: 260°C for 10 seconds
 Solvent resistance: Conforms to MIL-STD-202E
 Marking: Inductance & Tolerance
 Note: All specifications subject to change without notice.

DIMENSIONS IN: mm

Part number	A	B	C	D	E	F	G	H	I	J
FASDRH4D18	5.0Max	5.0Max	2.0Max	6.9Max	4.5	4.5	1.5	5.3	1.9	1.5
FASDRH4D28	5.0Max	5.0Max	3.1Max	6.9Max	4.5	4.5	1.5	5.3	1.9	1.5

MAGNETIC SHIELDED SURFACE-MOUNT POWER INDUCTORS FASDRH5D18-5D28 SERIES



FEATURES:

- Magnetically Shielded Structure
- Low DC Resistance
- Large current up to 3.86A
- Excellent Mechanical Strength
- High Reliability and Excellent Solderability
- Low and square Profile
- High heat resistance

OPTIONS:

- Packaging: Tape & Reel is standard (Qty:2000pcs)
- Bulk packaging available for smaller quantities
- Tolerance: 10% and 5% is standard tighter tolerances available

COMMON APPLICATIONS:

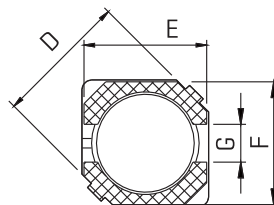
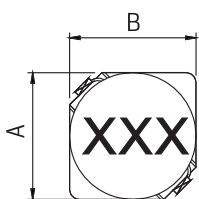
- VCRs, Notebook, DC/DC Converters
- Video Digital Cameras
- Communication System
- Automotive Systems Power supplier
- LCD PDP Televisions
- Hard Disk Drives, Topset, XDSL
- Network Systems
- Computer Peripheral Equipment

ELECTRICAL CHARACTERISTICS

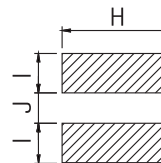
Part Number	L μ H	Test Freq KHz	DCR ohm Max	IDC Max A	Part Number	L μ H	Test Freq KHz	DCR ohm Max	IDC Max A
FASDRH5D18-1R0N	1.0	10	0.028	3.86	FASDRH5D28-2R5N	2.5	10	0.018	2.60
FASDRH5D18-1R5N	1.5	10	0.036	3.12	FASDRH5D28-3R0N	3.0	10	0.024	2.40
FASDRH5D18-2R2N	2.2	10	0.043	2.63	FASDRH5D28-4R2N	4.2	10	0.031	2.20
FASDRH5D18-2R7N	2.7	10	0.051	2.38	FASDRH5D28-5R3N	5.3	10	0.038	1.90
FASDRH5D18-3R5N	3.5	10	0.063	1.95	FASDRH5D28-6R2N	6.2	10	0.045	1.80
FASDRH5D18-4R7N	4.7	10	0.072	1.76	FASDRH5D28-8R2N	8.2	10	0.053	1.60
FASDRH5D18-5R6N	5.6	10	0.083	1.60	FASDRH5D28-100N	10	10	0.065	1.30
FASDRH5D18-6R8N	6.8	10	0.102	1.40	FASDRH5D28-120N	12	10	0.076	1.20
FASDRH5D18-8R2N	8.2	10	0.116	1.25	FASDRH5D28-150N	15	10	0.103	1.10
FASDRH5D18-100N	10	10	0.124	1.20	FASDRH5D28-180N	18	10	0.110	1.00
FASDRH5D18-120N	12	10	0.162	1.10	FASDRH5D28-220N	22	10	0.112	0.90
FASDRH5D18-150N	15	10	0.204	0.97	FASDRH5D28-270N	27	10	0.175	0.85
FASDRH5D18-180N	18	10	0.226	0.85	FASDRH5D28-330N	33	10	0.189	0.75
FASDRH5D18-220N	22	10	0.265	0.80	FASDRH5D28-390N	39	10	0.212	0.70
FASDRH5D18-270N	27	10	0.320	0.75	FASDRH5D28-470N	47	10	0.250	0.62
FASDRH5D18-330N	33	10	0.380	0.65	FASDRH5D28-560N	56	10	0.305	0.58
FASDRH5D18-390N	39	10	0.496	0.57	FASDRH5D28-680N	68	10	0.355	0.52
FASDRH5D18-470N	47	10	0.525	0.54	FASDRH5D28-820N	82	10	0.463	0.46
FASDRH5D18-560N	56	10	0.795	0.50	FASDRH5D28-101N	100	10	0.520	0.42
FASDRH5D18-680N	68	10	0.860	0.43					
FASDRH5D18-820N	82	10	0.980	0.41					
FASDRH5D18-101N	100	10	1.250	0.36					

Note: 1. K=±10%, M=±20%, N=±30%

TECHNICAL INFORMATION:



LAND PATTERNS



CONSTRUCTION



Inductance Testing: HP4284A (Equivalent acceptable)
 DCR: QuadTech 1880 Milliohmmeter
 Q- HP4342A - SRF-HP4191A
 IDCMax current is decreased 10% against its initial value
 Operating temperature: -40°C to +105°C
 Storage Temperature: -40°C to +105°C
 Solder methods: Vapor Phase, Infrared Reflow
 Resistance to soldering heat: 260°C for 10 seconds
 Solvent resistance: Conforms to MIL-STD-202E
 Marking: Inductance & Tolerance
 Note: All specifications subject to change without notice.

DIMENSIONS IN: mm

Part number	A	B	C	D	E	F	G	H	I	J
FASDRH5D18	6.0Max	6.0Max	2.2Max	8.2Max	5.5	5.5	2.0	6.3	2.15	2.0
FASDRH5D28	5.7Max	5.7Max	3.2Max	8.2Max	5.5	5.5	2.0	6.3	2.15	2.0

MAGNETIC SHIELDED SURFACE-MOUNT POWER INDUCTORS FASDRH6D28-6D38 SERIES



FEATURES:

- Magnetically Shielded Structure
- Low DC Resistance
- Large current up to 3.2A
- Excellent Mechanical Strength
- High Reliability and Excellent Solderability
- Low and square Profile
- High heat resistance

OPTIONS:

- Packaging:Tape & Reel is standard (Qty:2000pcs)
- Bulk packaging available for smaller quantities
- Tolerance:10% and 5% is standard tighter tolerances available

COMMON APPLICATIONS:

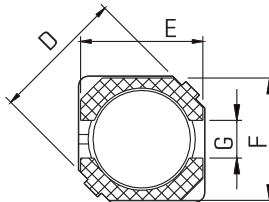
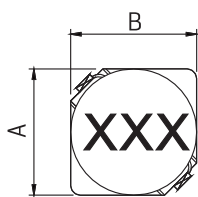
- VCRs, Notebook, DC/DC Converters
- Video Digital Cameras
- Communication System
- Automotive Systems Power supplier
- LCD PDP Televisions
- Hard Disk Drives, Topset, XDSL
- Network Systems
- Computer Peripheral Equipment

ELECTRICAL CHARACTERISTICS

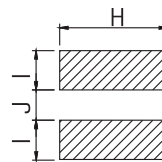
Part Number	L μ H	Test Freq KHz	DCR ohm Max	IDC Max A	Part Number	L μ H	Test Freq KHz	DCR ohm Max	IDC Max A
FASDRH6D28-3R0N	3.0	10	24	3.00	FASDRH6D38-3R3N	3.3	10	20	3.20
FASDRH6D28-3R9N	3.9	10	27	2.60	FASDRH6D38-5R0N	5.0	10	24	2.60
FASDRH6D28-5R0N	5.0	10	31	2.40	FASDRH6D38-6R2N	6.2	10	27	2.30
FASDRH6D28-6R0N	6.0	10	35	2.25	FASDRH6D38-7R4N	7.4	10	31	2.10
FASDRH6D28-7R3N	7.3	10	54	2.10	FASDRH6D38-8R7N	8.7	10	34	2.00
FASDRH6D28-8R6N	8.6	10	58	1.85	FASDRH6D38-100N	10	10	44	1.80
FASDRH6D28-100N	10	10	65	1.70	FASDRH6D38-120N	12	10	53	1.70
FASDRH6D28-120N	12	10	70	1.55	FASDRH6D38-150N	15	10	57	1.45
FASDRH6D28-150N	15	10	84	1.40	FASDRH6D38-180N	18	10	92	1.40
FASDRH6D28-180N	18	10	95	1.32	FASDRH6D38-220N	22	10	96	1.20
FASDRH6D28-220N	22	10	128	1.20	FASDRH6D38-270N	27	10	109	1.10
FASDRH6D28-270N	27	10	142	1.05	FASDRH6D38-330N	33	10	124	1.00
FASDRH6D28-330N	33	10	165	0.97	FASDRH6D38-390N	39	10	138	0.95
FASDRH6D28-390N	39	10	210	0.86	FASDRH6D38-470N	47	10	155	0.85
FASDRH6D28-470N	47	10	238	0.80	FASDRH6D38-560N	56	10	202	0.75
FASDRH6D28-560N	56	10	277	0.73	FASDRH6D38-680N	68	10	234	0.70
FASDRH6D28-680N	68	10	304	0.65	FASDRH6D38-820N	82	10	324	0.62
FASDRH6D28-820N	82	10	390	0.60	FASDRH6D38-101N	100	10	358	0.58
FASDRH6D28-101N	100	10	535	0.54					

Note:1. K=±10%,M=±20%,N=±30%

TECHNICAL INFORMATION & PHYSICAL CHARACTERISTICS:



LAND PATTERNS



Inductance Testing: HP4284A [Equivalent acceptable]
 DCR:QuadTech 1880 Milliohm meter
 Q- HP4342A - SRF- HP4191A
 IDCMax current is decreased 10% against its initial value
 Operating temperature: -40°C to +105°C
 Storage Temperature: -40°C to +105°C
 Solder methods: Vapor Phase,Infrared Reflow
 Resistance to soldering heat:260°C for 10 seconds
 Solvent resistance: Conforms to MIL-STD-202E
 Marking: Inductance & Tolerance
 Note:All specifications subject to change without notice.

DIMENSIONS IN: mm

Part number	A	B	C	D	E	F	G	H	I	J
FASDRH6D28	7.0Max	7.0Max	3.2Max	9.5Max	6.5	6.5	2.0	7.3	2.65	2.0
FASDRH6D38	7.0Max	7.0Max	4.2Max	9.5Max	6.5	6.5	2.0	7.3	2.65	2.0