

**DNV-6WF SERIES, 6WATT, 4:1 INPUT RANGE**
**FEATURES:**

- ✓ 3000Vdc isolation voltage
- ✓ Metal/Plastic case with low ripple and noise
- ✓ Short circuit and input under voltage protection
- ✓ Operating temperature range -40°C to +85°C
- ✓ 3 year warranty



Model	Input voltage (Vdc)	Output voltage (Vdc)	Output current (mA)	Efficiency Typ.
DNV6W-2411F	24(9~36)	5	1200	82%
DNV6W-2415F		9	667	81%
DNV6W-2412F		12	500	82%
DNV6W-2413F		15	400	82%
DNV6W-2414F		24	250	83%
DNV6W-2421F		±5	600	80%
DNV6W-2425F		±9	333	81%
DNV6W-2422F		±12	250	82%
DNV6W-2423F		±15	200	83%
DNV6W-2424F		±24	125	84%
DNV6W-4811F	48(18~72)	5	1200	82%
DNV6W-4815F		9	667	82%
DNV6W-4812F		12	500	82%
DNV6W-4813F		15	400	84%
DNV6W-4814F		24	250	84%
DNV6W-4821F		±5	600	80%
DNV6W-4825F		±9	333	81%
DNV6W-4822F		±12	250	82%
DNV6W-4823F		±15	200	83%
DNV6W-4824F		±24	125	84%

Notes: other input and output models may available on request.

Above models are default to plastic case, you may request for the models with metal case, plus "M" in the suffix.

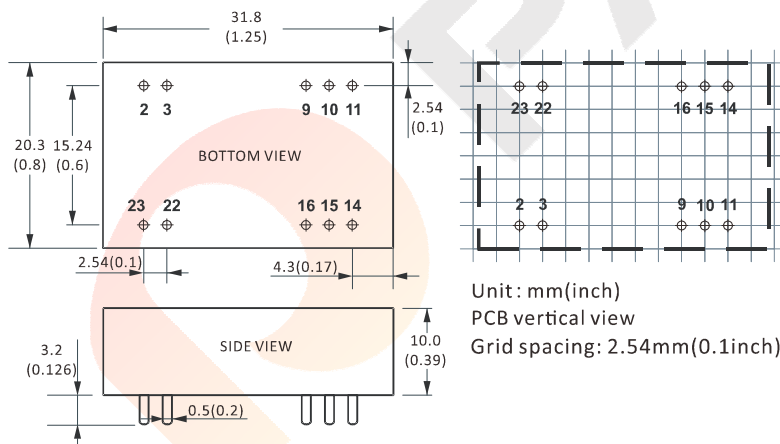
**ELECTRICAL**

Output voltage accuracy (Full voltage, full load)	+Vo	±2% max.
	-Vo	±3% max.
Line regulation	Nominal Load, full voltage	±0.5% max.
Load regulation	20% ~ 100% full load	±1% max.
Ripple and noise	20MHz BM, full load	100mVp-p max.

**DNV-6WF SERIES, 6WATT, 4:1 INPUT RANGE**
**ELECTRICAL**

Operating frequency	Typical value	300KHz max.
Isolation voltage (<1mA/min)	Input to output	3000Vdc
Isolation resistance	---	1000mΩ
Temperature coefficient	---	±0.03%/°C max.
Operating temperature range	---	-40°C to +85°C
Storage temperature range	---	-55°C to +125°C
Short circuit protection	---	Continuous, auto-recovery
Relative humidity	---	10%-90%
MTBF	Bellcore TR-332, 25°C	1000KHrs
Weight	---	18g

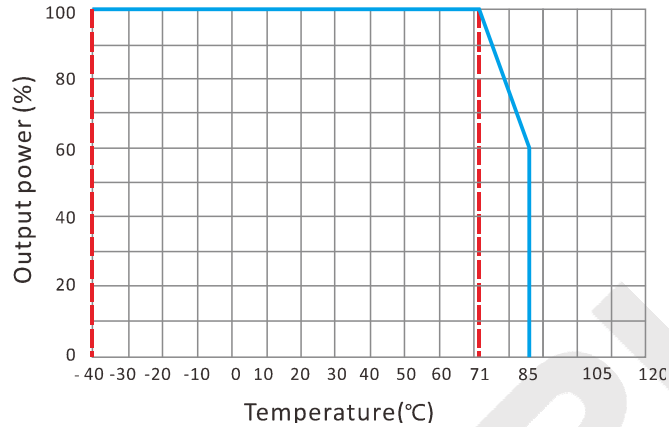
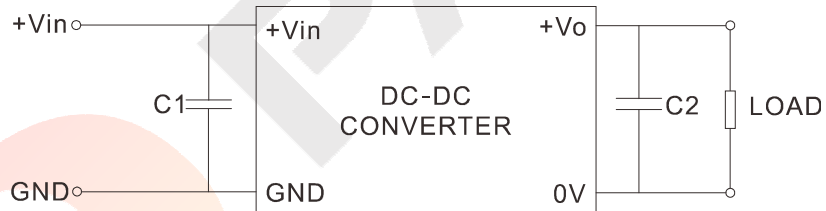
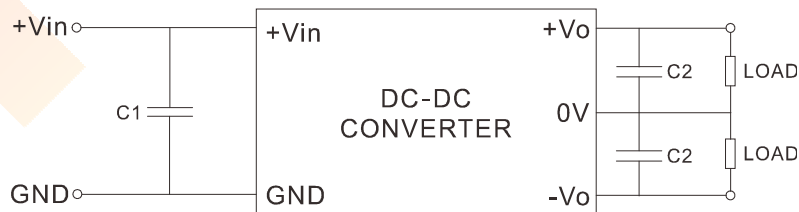
**Notes: All the parameters are measured at 25°C ambient temperature, humidity < 75%, nominal input voltage, full load and after warm-up, unless otherwise specified.**

**MECHANICAL**

**CONNECTION**

PIN #	SINGLE	DUAL
2	GND	GND
3	GND	GND
9	NC	0V
10	No Pin	No Pin
11	NC	-Vo2
14	+Vo	+Vo1
15	No Pin	No Pin
16	0V	0V
22	+Vin	+Vin
23	+Vin	+Vin

Note:

\* Unit is mm(inch)

**DNV-6WF SERIES, 6WATT, 4:1 INPUT RANGE**
**ELECTRICAL CURVE**

**NOTES**
**RECOMMENDED TEST AND APPLICATION CIRCUIT**
**SINGLE OUTPUT**

**DUAL OUTPUT**


## DENV-6WF SERIES, 6WATT, 4:1 INPUT RANGE

## NOTES

## CAPACITOR SELECTION

INPUT VOLTAGE	C1	SINGLE OUTPUT	C2	DUAL OUTPUT	C2
24VDC	100 $\mu$ F	5VDC	1000 $\mu$ F	$\pm$ 5VDC	680 $\mu$ F
48VDC	47 $\mu$ F	9VDC	470 $\mu$ F	$\pm$ 9VDC	330 $\mu$ F
--	--	12VDC	330 $\mu$ F	$\pm$ 12VDC	220 $\mu$ F
--	--	15VDC	330 $\mu$ F	$\pm$ 15VDC	220 $\mu$ F
--	--	24VDC	220 $\mu$ F	$\pm$ 24VDC	100 $\mu$ F