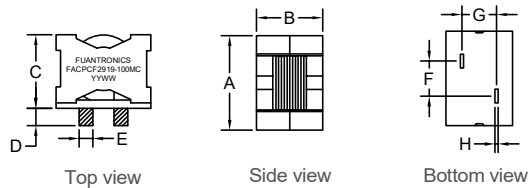


P/N: FACPCF2919-100MC



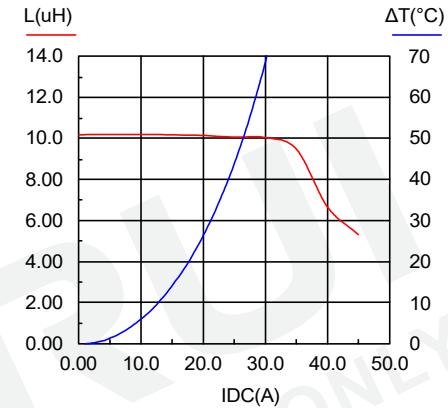
Outline Dimensions(Unit:mm)



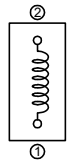
A	B	C	D	E	F	G	H
±0.50	±0.50	Max	±0.50	±0.20	±1.00	±1.00	±0.20
27.5	19.0	21.5	5.00	3.80	10.0	9.00	0.80



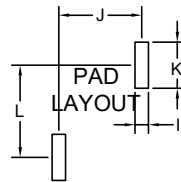
Saturation current VS temperature rise current curve:



Electronical Schematic

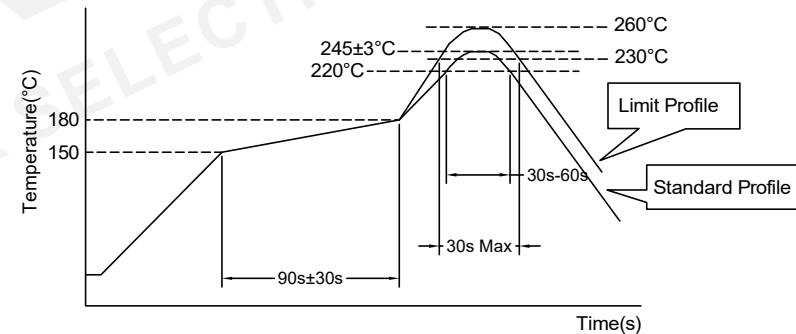


Suggested Pad layout



I	9.00 REF
J	10.0 REF
K	5.00 REF
L	1.40 REF

Recommended Soldering Temperature Graph.



- ***Assemblage design, sturdy structure.
- ***High inductance, high current, low magnetic loss, low ESR, small parasitic capacitance.
- ***Flat wire winding, achieve a low D.C. Resistance.
- ***Temperature rise current and saturation current is less influenced by environment.

Electrical Characteristics(@25°C)

Inductance 100KHz,0.1V	DC Resistor	Saturated current 32A	Temperature rise current 24A
10.0uH±20%	4.80mΩ Max	L(32A)=80%*L0A Typ	T≤40°C Typ

- ***Saturation current: the actual value of DC current when the inductance decrease 20% of its initial value.
- ***Temperature rise current: the actual value of DC current when the temperature rise is ΔT40°C(Ta=25°C).
- ***Operating Temperature: -40°C~+125°C (Temperature rise included)
- ***Storage Temperature: -40°C~+125°C
- ***Storage Humidity:RH10%~70%.

	Standard Profile	Standard Profile
Pre-heating	150~180°C,90s±30s	
Heating	above 220°C,30s-60s	above 240°C,30s Max
Peak temperature	245°C±3°C	260°C,10s
Cycle of reflow	2 times	2 times

REV	DESCRIPTION	APPD	DATE	Tianchang Fuan Electronic Co Ltd www.fuantronics.net TEL: +86-550-7814888 FAX: +86-550-7831133	 Tolerances unless otherwise specified: (X)±0.50 (XX)±0.25 Unit of measurement: mm	Make: Qiumei.Liu Checked: Beson. zhan Approved: Anson. zhan	DRAWING TITLE HIGH CURREENT POWER INDUCTORS Material Number: A342919XS030	Customer Name: Document/Rev: 00 Specification Sheet: 1 of 1 Date of Recognition: Jan./02/2020