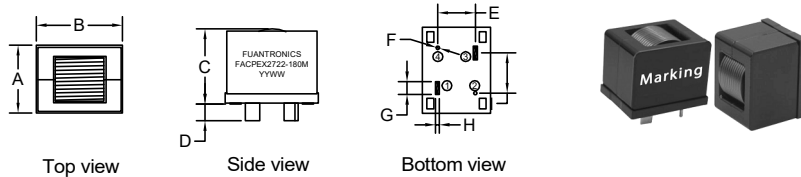


P/N: FACPEX2722-180M

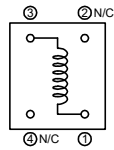


Outline Dimensions(Unit:mm)

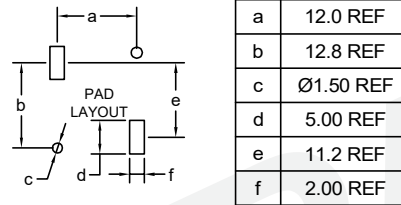


A	B	C	D	E	F	G	H
±0.50	±0.50	±0.50	±0.50	±0.50	±0.20	±0.50	±0.30
27.3	21.5	22.3	5.00	12.0	Ø1.00	4.00	1.00

Electronical Schematic



Suggested Pad layout



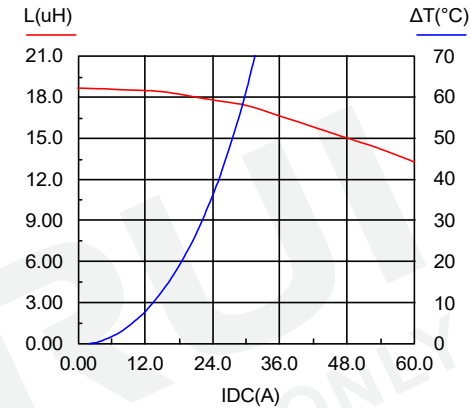
- ***Assemblage design, sturdy structure.
- ***High inductance, high current, low magnetic loss, low ESR, small parasitic capacitance.
- ***Flat wire winding, achieve a low D.C. Resistance.
- ***Temperature rise current and saturation current is less influenced by environment.

Electrical Characteristics(@25°C)

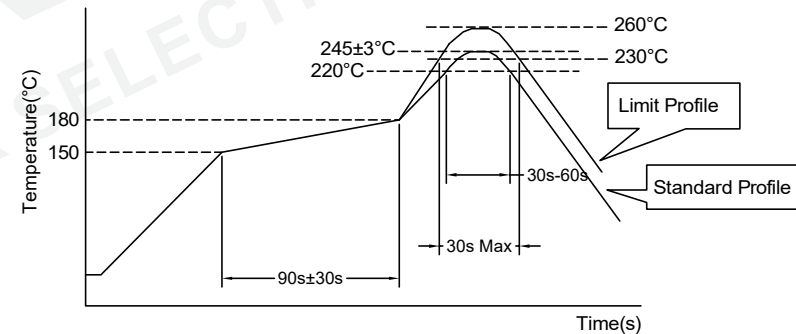
Inductance 100KHz,0.1V	DC Resistor	Saturated current 48A	Temperature rise current 25A
18.0uH±20%	4.10mΩ Max	L(48A)=70%*L0A Typ	T≤40°C Typ

- ***Saturation current: the actual value of DC current when the inductance decrease 30% of its initial value.
- ***Temperature rise current: the actual value of DC current when the temperature rise is ΔT40°C(Ta=25°C).
- ***Operating Temperature: -40°C~+125°C (Temperature rise included)
- ***Storage Temperature: -40°C~+125°C
- ***Storage Humidity:RH10%~70%.

Saturation current VS temperature rise current curve:



Recommended Soldering Temperature Graph.



	Standard Profile	Standard Profile
Pre-heating	150~180°C,90s±30s	
Heating	above 220°C,30s-60s	above 240°C,30s Max
Peak temperature	245°C±3°C	260°C,10s
Cycle of reflow	2 times	

REV	DESCRIPTION	APPD	DATE	Tianchang Fuan Electronic Co Ltd www.fuantronics.net TEL: +86-550-7814888 FAX: +86-550-7831133	 Tolerances unless otherwise specified: (.X)±0.50 (.XX)±0.25 Unit of measurement: mm	Make: Qiumei.Liu	DRAWING TITLE HIGH CURRENT POWER INDUCTORS	Customer Name:
						Checked: Beson. zhan		Material Number: A342722XS030
						Approved: Anson. zhan		Specification Sheet: 1 of 1
								Date of Recognition: Jan./02/2020