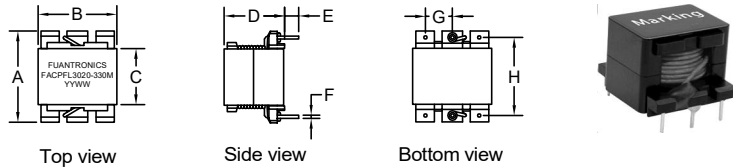


P/N: FACPFL3020-330M

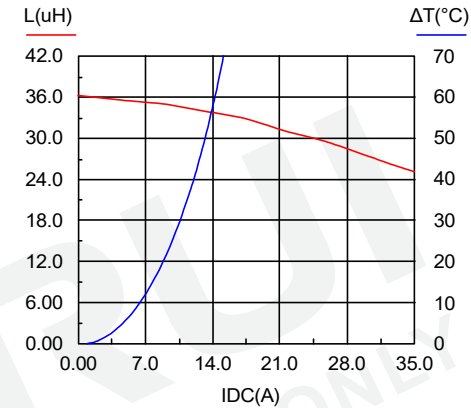


Outline Dimensions(Unit:mm)

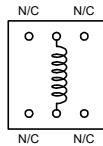


	A	B	C	D	E	F	G	H
Max	±0.50	±0.50	±0.50	±0.50	±0.50	±0.20	±0.50	±1.00
	32.0	26.7	19.0	20.5	5.00	Ø1.00	9.10	26.6

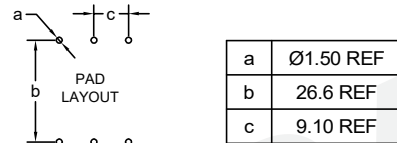
Saturation current VS temperature rise current curve:



Electronical Schematic

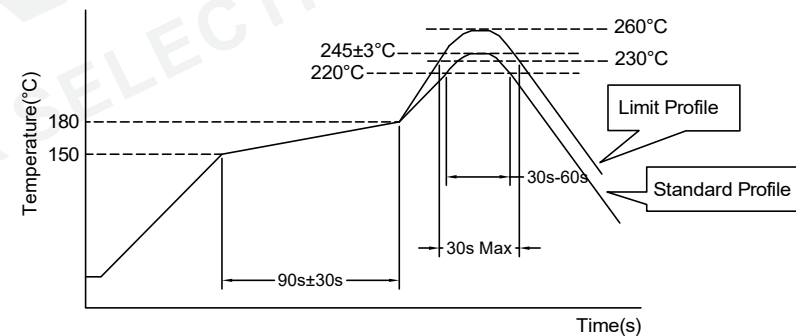


Suggested Pad layout



- ***Assemblage design, sturdy structure.
- ***High inductance, high current, low magnetic loss, low ESR, small parasitic capacitance.
- ***Litz wire winding, effectively reduce skin effect.
- ***Temperature rise current and saturation current is less influenced by environment.

Recommended Soldering Temperature Graph.



Electrical Characteristics(@25°C)

Inductance 100KHz,0.1V	DC Resistor	Saturated current 21A	Temperature rise current 12A
33.0uH±20%	30.2mΩ Max	L(21A)=70%*L0A Typ	T≤50°C Typ

- ***Saturation current: the actual value of DC current when the inductance decrease 30% of its initial value.
- ***Temperature rise current: the actual value of DC current when the temperature rise is ΔT50°C(Ta=25°C).
- ***Operating Temperature: -40°C~+125°C (Temperature rise included)
- ***Storage Temperature: -40°C~+125°C
- ***Storage Humidity:RH10%~70%.

	Standard Profile	Standard Profile
Pre-heating	150~180°C,90s±30s	
Heating	above 220°C,30s-60s	above 240°C,30s Max
Peak temperature	245°C±3°C	260°C,10s
Cycle of reflow	2 times	

REV	DESCRIPTION	APPD	DATE	Tianchang Fuan Electronic Co Ltd www.fuantronics.net TEL: +86-550-7814888 FAX: +86-550-7831133	 Tolerances unless otherwise specified: (X)±0.50 (XX)±0.25 Unit of measurement: mm	Make: Qiumei.Liu	DRAWING TITLE HIGH CURRENT POWER INDUCTORS Material Number: A343020XS050	Customer Name:
						Checked: Beson. zhan		Document/Rev: 00
				Approved: Anson. zhan	Specification Sheet: 1 of 1	Date of Recognition: Jan./02/2020		