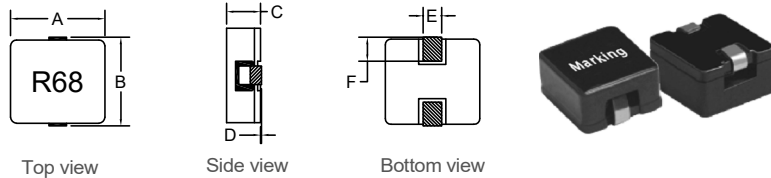


P/N: FACSB0640-R68M

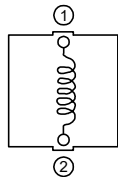


Outline Dimensions(Unit:mm)



A	B	C	D	E	F
±0.30	±0.50	±0.30		±0.30	±0.30
6.90	7.00	3.80	0-0.2	1.20	1.80

Electronical Schematic



Suggested Pad layout



H	2.50 REF
I	2.50 REF
J	2.50 REF

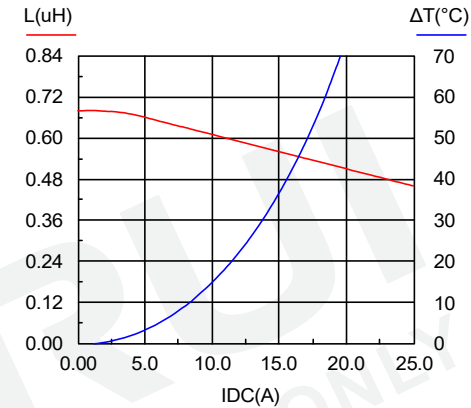
- \*\*\*Magnetic shielded structure: excellent resistance to electro magnetic interferenc(EMI).
- \*\*\*Flat wire winding, achieve a low D.C. Resistance.
- \*\*\*Low loss, high efficiency, wide application frequency and application scope.
- \*\*\*Lightweight design, save space, suitable for high density SMT.

Electrical Characteristics(@25°C)

Inductance 100KHz,0.1V	DC Resistor	Saturated current 20A	Temperature rise current 17A
0.68uH±20%	3.40mΩ Max	L(20A)=70%*L0A Typ	T≤50°C Typ

- \*\*\*Saturation current: the actual value of DC current when the inductance decrease 30% of its initial value.
- \*\*\*Temperature rise current: the actual value of DC current when the temperature rise is ΔT50°C(Ta=25°C).
- \*\*\*Operating Temperature: -40°C~+125°C.  
(Temperature rise included)
- \*\*\*Storage Temperature: -40°C~+125°C.
- \*\*\*Storage Humidity:RH10%~70%.

Saturation current VS temperature rise current curve:



Recommended Soldering Temperature Graph.



	Standard Profile	Standard Profile
Pre-heating	150~180°C,90s±30s	
Heating	above 220°C,30s-60s	above 240°C,30s Max
Peak temperature	245°C±3°C	260°C,10s
Cycle of reflow	2 times	

REV	DESCRIPTION	APPD	DATE	Tianchang Fuan Electronic Co Ltd www.fuantronics.net TEL: +86-550-7814888 FAX: +86-550-7831133	 Tolerances unless otherwise specified: (X)±0.50 (XX)±0.25 Unit of measurement: mm	Make: Qiumei.Liu	<b>DRAWING TITLE</b> HIGH CURRENT POWER INDUCTORS Material Number: A340640XS020	Customer Name:
						Checked: Beson. zhan		Document/Rev: 00
				Approved: Anson. zhan	Specification Sheet: 1 of 1			

Date of Recognition: Jan./02/2020