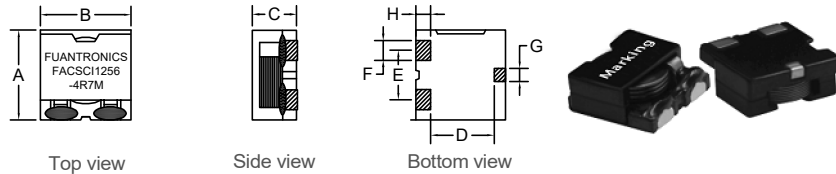


P/N: FACSCI1256-4R7M



Outline Dimensions(Unit:mm)

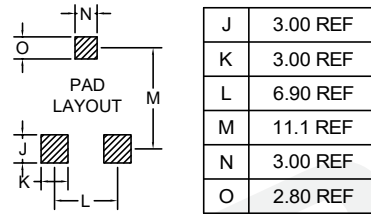


	A	B	C	D	E	F	G	H
Max	±0.40	Max	REF	REF		REF	REF	
	13.5	12.5	5.60	9.00	6.90	2.0-2.6	2.60	2.00

Electronical Schematic



Suggested Pad layout



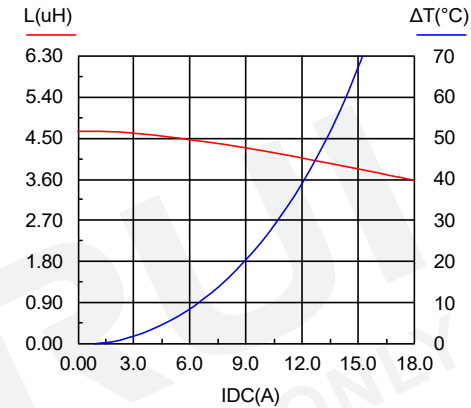
- ***Magnetic shielded structure: excellent resistance to electro magnetic interferenc(EMI).
- ***Assemblage design, sturdy structure.
- ***Small volume, high current, low magnetic loss, low ESR, small parasitic capacitance.
- ***Temperature rise current and saturation current is less influenced by environment.

Electrical Characteristics(@25°C)

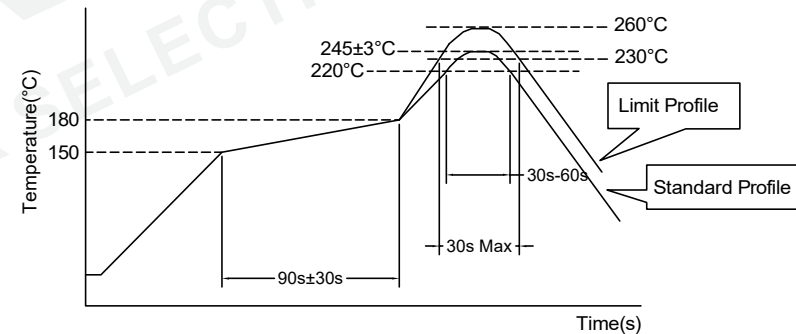
Inductance 100KHz,0.1V	DC Resistor	Saturated current 10A	Temperature rise current 12A
4.70uH±20%	11.2mΩ Max	L(10A)=80%*L0A Typ	T≤40°C Typ

- ***Saturation current: the actual value of DC current when the inductance decrease 20% of its initial value.
- ***Temperature rise current: the actual value of DC current when the temperature rise is ΔT40°C(Ta=25°C).
- ***Operating Temperature: -40°C~+125°C.
(Temperature rise included)
- ***Storage Temperature: -40°C~+125°C.
- ***Storage Humidity:RH10%~70%.

Saturation current VS temperature rise current curve:



Recommended Soldering Temperature Graph.



	Standard Profile	Standard Profile
Pre-heating	150~180°C,90s±30s	
Heating	above 220°C,30s-60s	above 240°C,30s Max
Peak temperature	245°C±3°C	260°C,10s
Cycle of reflow	2 times	

REV	DESCRIPTION	APPD	DATE	Tianchang Fuan Electronic Co Ltd www.fuantronics.net TEL: +86-550-7814888 FAX: +86-550-7831133	 Tolerances unless otherwise specified: (.X)±0.50 (.XX)±0.25 Unit of measurement: mm	Make: Qiumei.Liu	DRAWING TITLE HIGH CURRENT POWER INDUCTORS	Customer Name:
						Checked: Beson. zhan		Material Number: A341256XS100
						Approved: Anson. zhan		Specification Sheet: 1 of 1
								Date of Recognition: Jan./02/2020