

# T1/CEPT/ISDN-Pri Module

## FEATURES

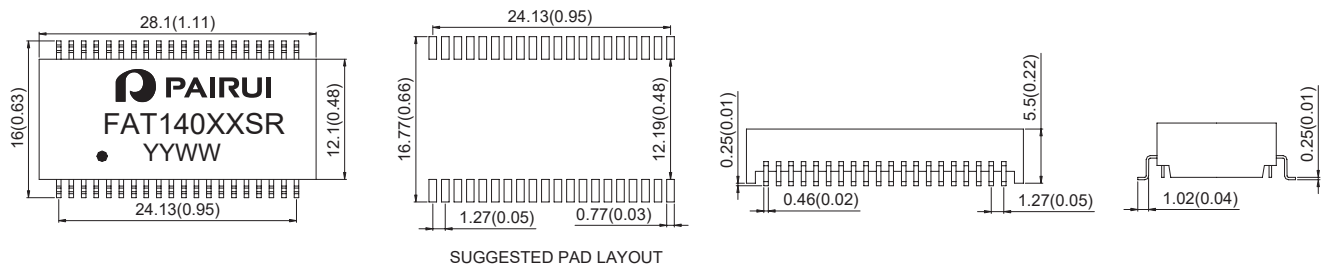
Compliant with CCITT&FCC standard.  
Provide 1500Vrms isolation  
RoHS compliant

## Electrical Specification@25°C Operating Temperature 0 to 70°C

Part Number	Turn Ratio (pri:Sec ± 5%)		OCL (mH Min)		LL (uH Max)		Cww (pF Max)		Primary Pins		Package
	Transmit	Receive	Trans	Rec	Trans	Rec	Trans	Rec	Transmit	Receive	
FAT14001SR	1:1.36CT	1:1.36CT	1.2	1.2	0.4	0.5	25	25	1-2,6-7,11-12,16-17	38-36,33-31,28-26,23-21	A
FAT14002SR	1:1	1:1.15CT	1.2	1.2	0.6	0.6	35	35	1-2,6-7,11-12,16-17	38-36,33-31,28-26,23-21	A
FAT14003SR	1:2CT	1:2CT	1.2	1.2	0.6	0.6	35	35	4-5,9-10,14-15,19-20	24-25,29-30,34-35,39-40,	A
FAT14004SR	1:2CT	1:1CT	1.2	1.2	0.6	0.6	35	35	1-2,9-10,11-12,19-20	23-25,26-28,33-35,36-38,	A
FAT14005SR	1:1.36CT	1:2CT	1.2	1.2	0.4	0.5	25	25	24-25,29-30,34-35,39-40	4-5,9-10,14-15,19-20	A
FAT14006SR	1:2	1:2CT	1.2	1.2	0.6	0.6	35	35	1-2,6-7,11-12,16-17	21-22,26-27,31-32,36-37	A
FAT14007SR	1CT:1.41	1CT:1.41	1.2	1.2	0.6	0.6	35	35	1-3,6-8,11-13,16-18	21-23,26-28,31-33,36-38	A
FAT14008SR	1:2.4	1:1	1	1	0.5	0.5	35	35	1-2,8-9,11-12,18-19	24-25,27-28,34-35,37-38	A
FAT14009SR	1:1/1.26	1:2CT	1.2	1.2	0.6	0.6	35	35	1-2,6-7,11-12,16-17	21-22,26-27,31-32,36-37	A
FAT14010SR	1:1.15	1:1.15	1.2	1.2	0.6	0.6	35	35	1-3,6-8,11-13,16-18	4-5,9-10,14-15,19-20	A
FAT14011SR	1:2	1:2	1.2	1.2	0.6	0.6	35	35	4-5,9-10,14-15,19-20	1-3,6-8,11-13,16-18	A
FAT14012SR	1:2	1:1	0.8	1	0.4	0.4	30	30	1-2,6-7,11,12,16-17	3-4,8-9,13-14,18-19	A
FAT14013SR	1:1.26	1:1.26	1.2	1.2	0.5	0.5	25	25	1-3,6-8,11-13,16-18	4-5,9-10,14-15,19-20	A
FAT14014SR	1:2CT	1CT:2	1.2	1.2	0.6	0.6	35	35	4-5,9-10,14-15,19-20	1-3,6-8,11-13,16-18	A
FAT14015SR	1:1	1:2CT	1.2	1.2	0.6	0.6	35	35	1-2,6-7,11-12,16-17	21-23,26-28,31-33,36-38	A
FAT14016SR	1:2.4	1:2.4	1.2	1.2	0.6	0.6	35	35	1-3,6-8,11-13,16-18	4-5,9-10,14-15,19-20	A
FAT14017SR	1:2	1:2	1.5	1.5	0.5	0.5	35	35	1-2,6-7,11-12,16-17	3-4,8-9,13-14,18-19	A
FAT14018SR	1:1.26CT	1:1.26CT	1.2	1.2	0.6	0.6	35	35	4-5,9-10,14-15,19-20	24-25,29-30,34-35,39-40	A
FAT14019SR	1:2CT	1CT:2	1.2	1.2	0.6	0.6	35	35	4-5,9-10,14-15,19-20	1-3,6-8,11-13,16-18	A

## Dimension : mm[inch] +/-0.25[0.01]

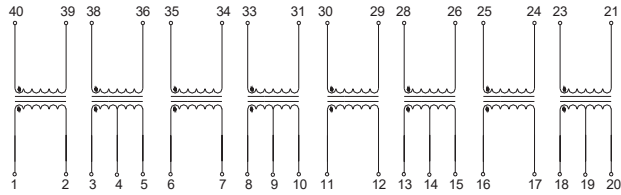
A



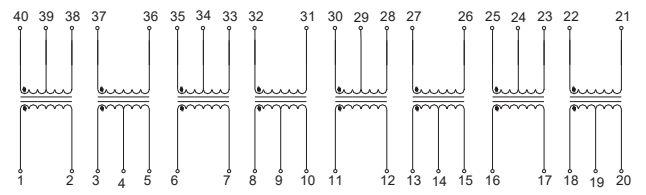
SUGGESTED PAD LAYOUT

Schematic

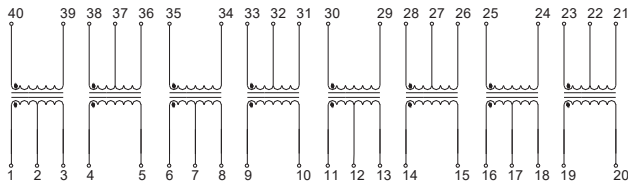
FAT14001SR,FAT14002SR,FAT14015SR



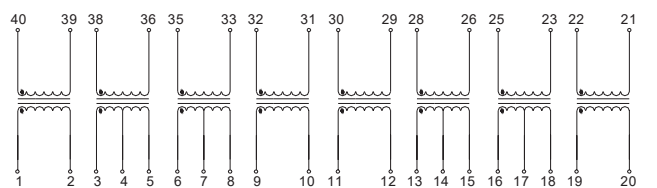
FAT14004SR,FAT14009SR



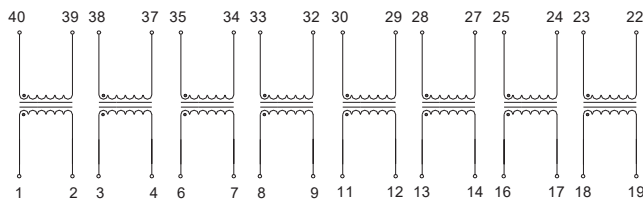
FAT14003SR,FAT14005SR,FAT14007SR,FAT14014SR,FAT14018SR



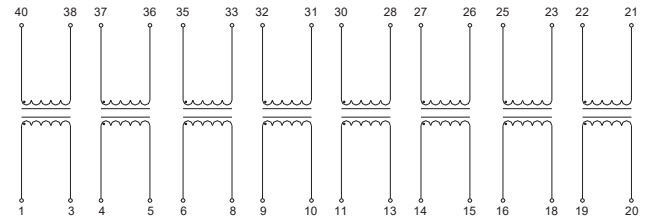
FAT14006SR



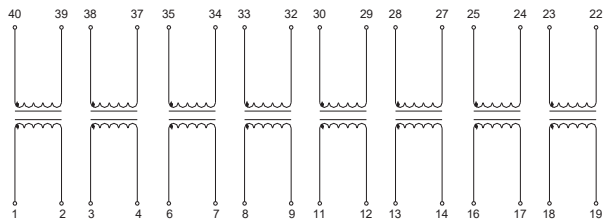
FAT14012SR



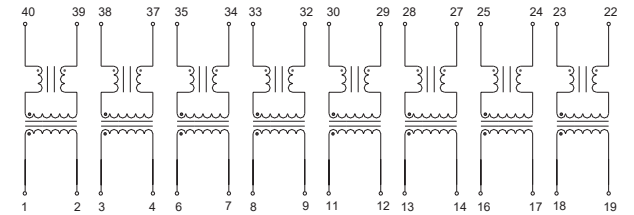
FAT14010SR,FAT14011SR,FAT14013SR,FAT14016SR



FAT14008SR



FAT14017SR



FAT14019SR

