# HIGH CURRENT POWER INDUCTOR FACPFL3020 SERIES



## FEATURES:

Assemblage design, sturdy structure.
High inductance, high current, low magnetic loss, low ESR, small parasitic capacitance.
Litz wire winding, effectively reduceskin effect.
Temperature rise current and saturation current is less influenced by environment.
Operating temperature: -40℃ ~ +125℃
(ncluding coilís temperature rise).

## PRODUCT IDENTIFICATION:

CPFL 3020 - 100 M
a b c d

a:Series name
b:Product dimensions
c:Inductance Value(1R0:1.0uH;100;10uH;101:100uH)
d:Inducatance Tolerance(K:10%;M:20%;N:30%)

## ELECTRICAL CHARACTERISTICS

| Part Number | Inductance (uH)±20% | D.C.Resistor(mΩ) | | Saturation Current (A)Typical | Temperature Current (A)Typical |
|---|---|---|---|---|---|
| | | Typical | Max | | |
| FACPFL3020-100M | 10.0 | 7.70 | 9.30 | 39.0 | 19.0 |
| FACPFL3020-120M | 12.0 | 8.60 | 10.4 | 35.0 | 18.0 |
| FACPFL3020-150M | 15.0 | 9.70 | 11.7 | 31.0 | 17.0 |
| FACPFL3020-220M | 22.0 | 20.7 | 24.9 | 27.0 | 13.0 |
| FACPFL3020-270M | 27.0 | 21.8 | 26.2 | 23.5 | 12.5 |
| FACPFL3020-330M | 33.0 | 25.1 | 30.2 | 21.0 | 12.0 |
| FACPFL3020-470M | 47.0 | 31.9 | 38.3 | 18.0 | 11.0 |
| FACPFL3020-560M | 56.0 | 35.8 | 42.3 | 16.0 | 10.0 |

## TEST CONDITIONS

1. All data is tested based on 25℃ ambient temperature.
2. Inductance measure condition at 100kHz, 0.1V.
3. Saturation current : the actual value of DC current when the inductance decrease 30% of its initial value.
4. Temperature rise current : the actual value of DC current when the temperature rise is △T50(Ta=25℃).
5. Special remind : Circuit design, component placement, PWB size and thickness, cooling system and etc. all will affect the product temperature. Please verify the product temperature in the final application.

## TECHNICAL INFORMATION

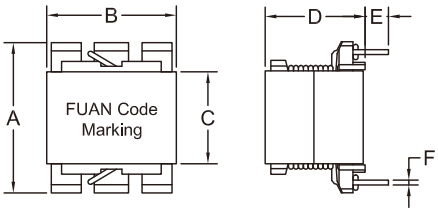


## ELECTRICAL SCHEMATIC & PAD LAYOUT

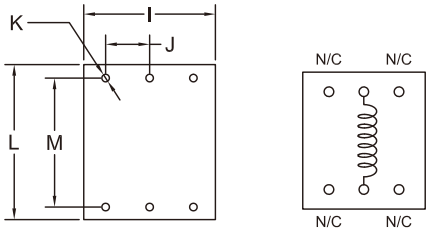


### DIMENSIONS:MM

| Part number | A | B | C | D | E | F | G | H | I | J | K |
|---|---|---|---|---|---|---|---|---|---|---|---|
| FACPFL3020 | 32.0 Max | 26.7±0.5 | 19.0±0.5 | 20.5±0.5 | 5.0±0.5 | 1.0±0.2 | 9.1±0.5 | 26.6±1.0 | 27.2 REF | 9.1 REF | 1.5 REF |
| **Part number** | **L** | **M** | | | | | | | | | |
| FACPFL3020 | 32.0 REF | 26.6 REF | | | | | | | | | |